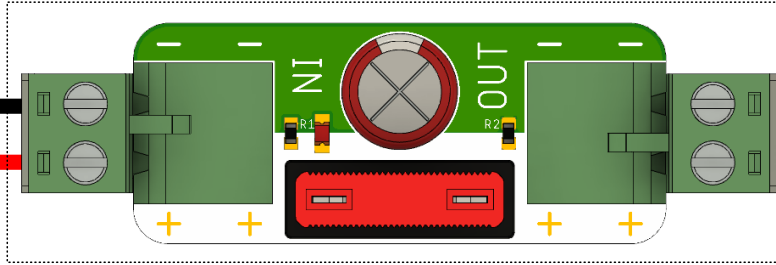


# Wiring Scheme WLED Controller V0.8 WS281x / SK6812 / etc. for 5V and 12V


Choose the Power Supply dependant on LED count.

GND  
5V / 12V

Recommended

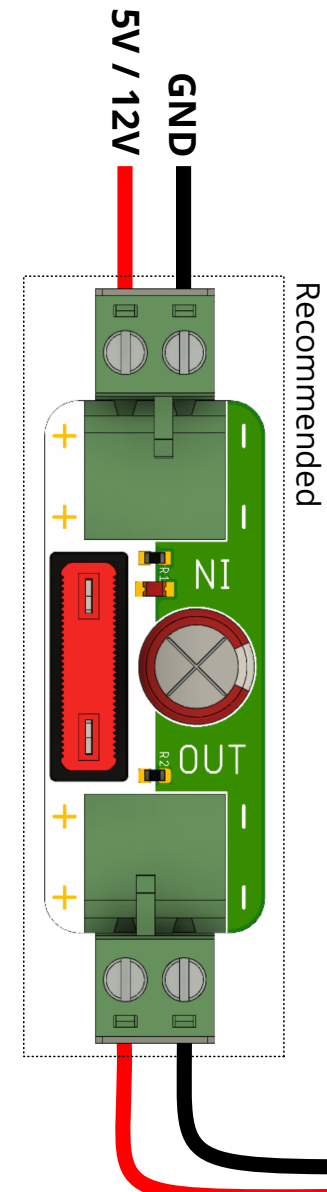


cod.m Fused Power Capacitor Board V0.2  
Art-Nr. 90062 1000µF, max. 16V/10A



cod.m WLED Controller V0.8 (Wi-Fi), Art-Nr: 90060

At 60 LEDs/m@5V feed in power every 2.5m, at 60 LEDs/m@12V every 5m.  
For every power connection we recommend the Fused Power Capacitor Board. Choose fuses accordingly.



Recommended